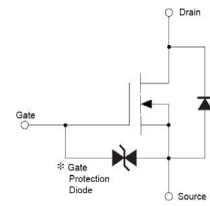




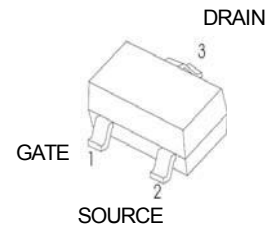
2SK3541 Plastic-Encapsulate MOSFETS

FEATURES

- Low on-resistance
- Fast switching speed
- Low voltage drive makes this device ideal for portable equipment
- Easily designed drive circuits
- Easy to parallel



Marking: KN



MOSFET MAXIMUM RATINGS (T_a = 25°C unless otherwise noted)

Symbol	Parameter	Value	Units
V _{DS}	Drain-Source Voltage	30	V
V _{GSS}	Gate-Source Voltage	±20	V
I _D	Continuous Drain Current	0.1	A
P _D	Power Dissipation	0.35	W
T _J	Junction Temperature	150	°C
T _{stg}	Storage Temperature	-55~+150	°C
R _{θJA}	Thermal Resistance, Junction-to-Ambient	357	°C /W

SOT-23

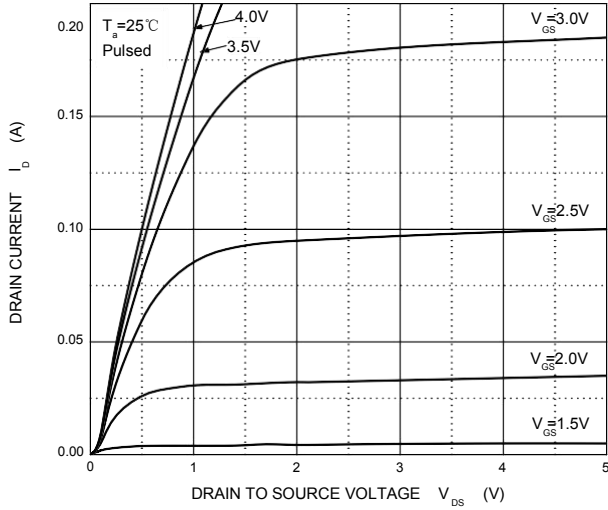
MOSFET ELECTRICAL CHARACTERISTICS (T_a=25°C unless otherwise noted)

Parameter	Symbol	Test Condition	Min	Typ	Max	Units
Off Characteristics						
Drain-Source Breakdown Voltage	V _{DS}	V _{GS} = 0V, I _D = 10μA	30			V
Zero Gate Voltage Drain Current	I _{DSS}	V _{DS} = 30V, V _{GS} = 0V			0.2	μA
Gate –Source leakage current	I _{GSS}	V _{GS} = ±20V, V _{DS} = 0V			± 2	uA
Gate Threshold Voltage	V _{GS(th)}	V _{DS} = 3V, I _D = 100μA	0.8		1.5	V
Drain-Source On-Resistance	R _{DS(on)}	V _{GS} = 4V, I _D = 10mA			8	Ω
		V _{GS} = 2.5V, I _D = 1mA			13	Ω
Forward Transconductance	g _{FS}	V _{DS} = 3V, I _D = 10mA	20			mS
Dynamic Characteristics*						
Input Capacitance	C _{iss}	V _{DS} = 5V, V _{GS} = 0V, f = 1MHz		13		pF
Output Capacitance	C _{oss}			9		pF
Reverse Transfer Capacitance	C _{rss}			4		pF
Switching Characteristics*						
Turn-On Delay Time	t _{d(on)}	V _{GS} = 5V, V _{DD} = 5V, I _D = 10mA, R _g = 10Ω, R _L = 500Ω,		15		ns
Rise Time	t _r			35		ns
Turn-Off Delay Time	t _{d(off)}			80		ns
Fall Time	t _f			80		ns

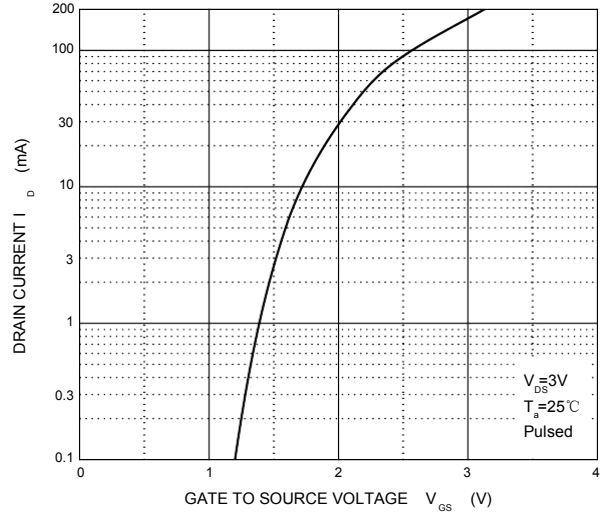


Typical Characteristics

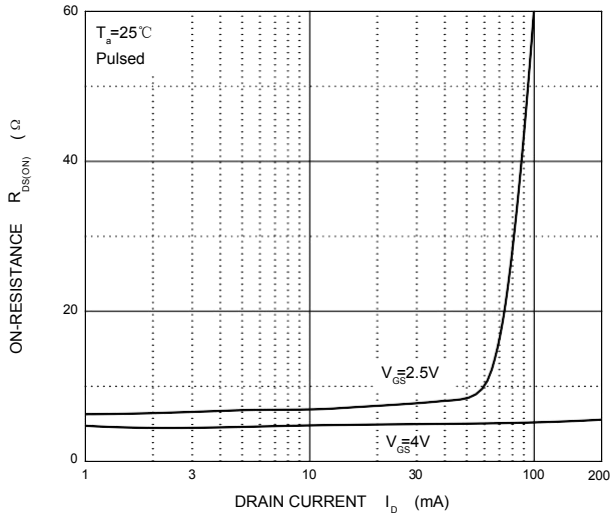
Output Characteristics



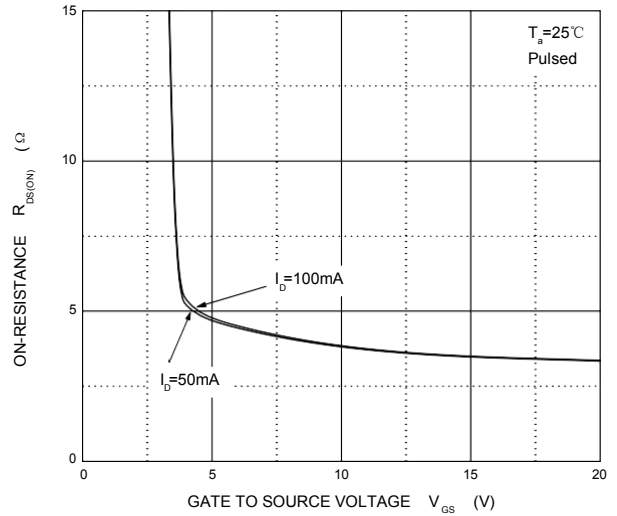
Transfer Characteristics



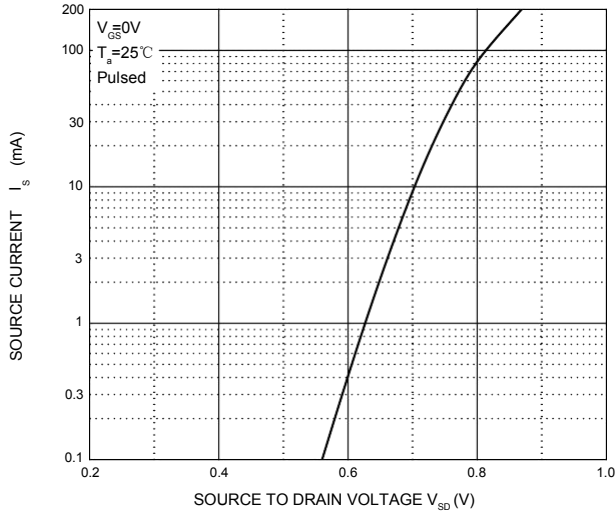
$R_{DS(ON)}$ — I_D



$R_{DS(ON)}$ — V_{GS}



I_S — V_{SD}

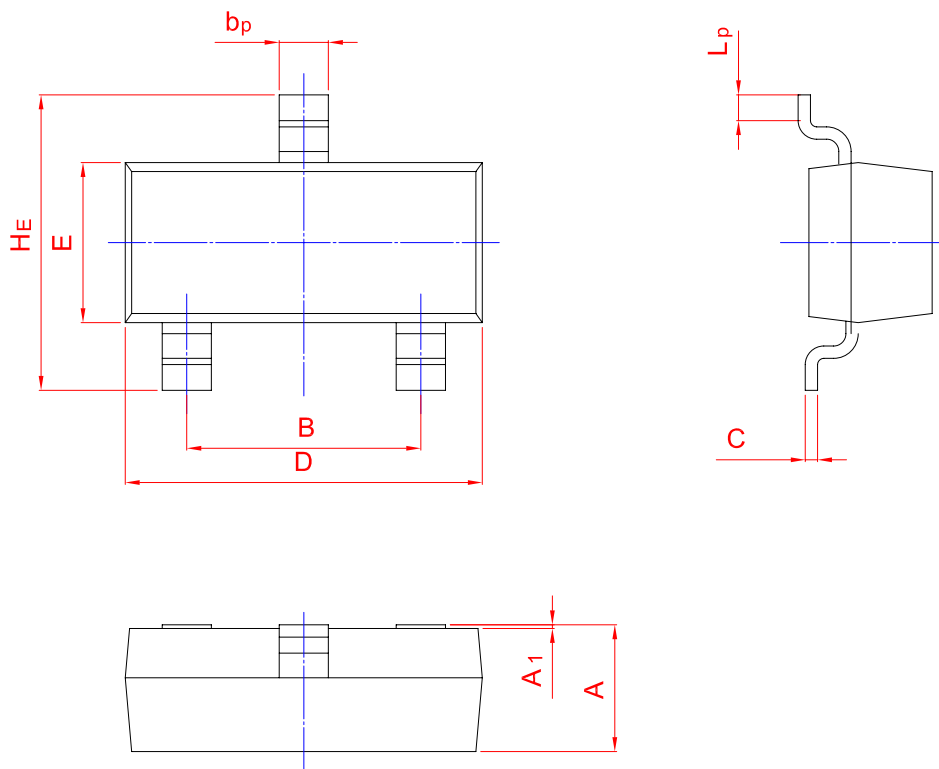
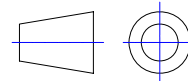




PACKAGE OUTLINE

Plastic surface mounted package; 3 leads

SOT-23



UNIT	A	B	bp	C	D	E	HE	A1	Lp
mm	1.40	2.04	0.50	0.19	3.10	1.65	3.00	0.100	0.50
	0.95	1.78	0.35	0.08	2.70	1.20	2.20	0.013	0.20